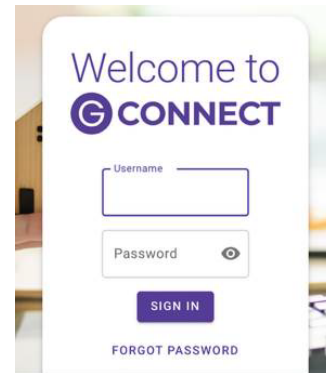


The following steps will add GConnect to your iPhone Home Screen.

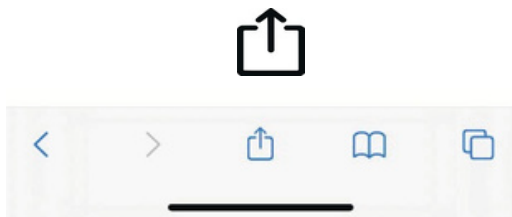
STEP 1: Open Safari on your iPhone



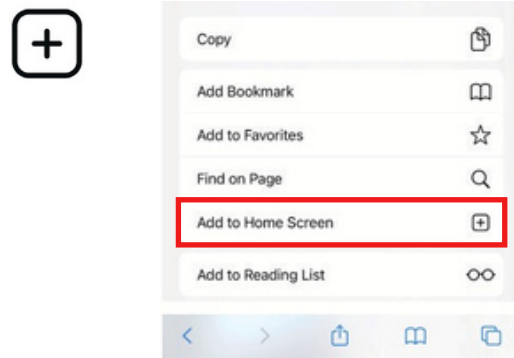
STEP 2: Go to the web address: gconnect.fcmtpo.com



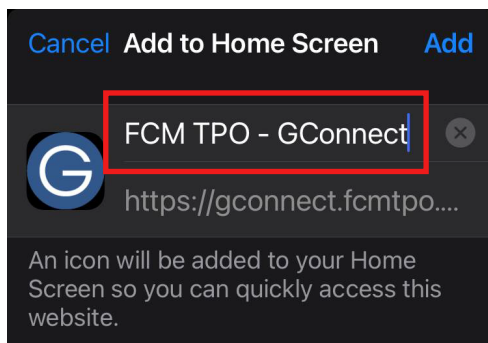
STEP 3: Touch the share icon at the bottom of the screen



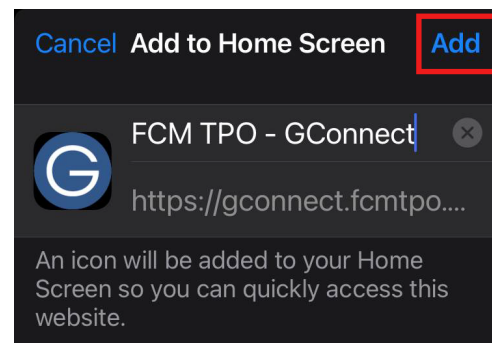
STEP 4: Touch Add to Home Screen



STEP 5: Give the Icon a Title



STEP 6: Click Add



508 W 800 N, OREM, UT, 84057
855-463-2630 | fcmtpo.com

 **NMLS#3112**